

Girl Scouts of Tulip Trace Council, Inc.
5596 East State Road 46. P O Box 5485
Bloomington, IN 47407-5485
812-336-6804 or 800-467-6804

The Bronze Award For Junior Girl Scouts



Packet

The Girl Scout Bronze Award is the highest award a Junior Girl Scout can earn. It shows a promise to help others, improve the community and world, and become the best. The first three requirements of the award help to build skills and prepare for the fourth requirement, a Girl Scout Bronze Award Project. Girls work closely with their Girl Scout leader or Girl Scout advisor in completing these requirements.

Prerequisites:

In order to earn the award, Junior Girl Scouts must

- Earn two badges that relate to the project
- Complete one of the Girl Scout Signs
- Earn the Junior Adie Patch OR the Junior Girl Scout Leadership Award, OR two of these badges:
 - Girl Scouting in the USA
 - Girl Scouting Around the World
 - Girl Scouting in My Future
 - Lead On



The Project:

The project shows the leadership skills you have learned as a Junior Girl Scout, and your commitment to your community and to yourself. To earn this award, you will do a project that shows that you understand and live by the Girl Scout Promise and Law.

The project should:

- ★ Take approximately 15 hours to complete (this includes planning time). Doing the project should take at least seven to eight hours.
- ★ Provide community service, but can be done in or outside of Girl Scouting.
- ★ Follow the Action Plan in the "Adventures of Girl Scouting" chapter of the *new Junior Girl Scout Handbook* (2001). This should be a new service project that you or you and your troop or group have decided to do to earn this award. It should not be something you have already done.
- ★ Follow safety rules. Check with your leader or Girl Scout advisor about which safety rules apply to your project.

Responsibilities and Approval:

The Girl Scout leader or a volunteer close to the troop should serve as the advisor. No prior approval from the council or service unit is needed to complete the project.


Junior Girl Scouts may do the Bronze Award together or as individuals. However, all requirements must be done before the project is started and each girl must meet the minimum requirements stated by GSUSA. Each girl must complete the 15 hours of the overall project. For example, two girls working on the same project need to each spend 15 hours, equaling a project of 30 hours. Large group projects are discouraged since they may have trouble finding a project that has enough hours for all members of the group.

Approval and Getting the Pin


To receive the pin from GSTTC, troops must submit a copy of 1) the action plan (follow the format on page 39 of the *Junior Girl Scout Handbook*), 2) a requirements report form following the format on Page 203 of the *Junior Girl Scout Handbook*, 3) contact information, and 4) a short evaluation of the project. Submissions should be mailed to the council office, Attention Program Department. **[note- forms are included in this packet to assist with this process]**


BRONZE AWARD PROGRESS/REQUIREMENTS REPORT



Name:	Date		
 Junior Badges <i>2 related to Bronze Project Required</i> Name of Badge	Requirements Still Needed	Date Badge Complete	Use for Bronze Award

How these badges are related to my project:

 Junior Girl Scout Signs <i>Complete any one Sign</i>	Requirements Still Needed	Date Award Complete	Use for Bronze Award
	Sign of the Star		
	Sign of the Rainbow		
	Sign of the Star		
	Sign of the World		
By doing this sign I learned I can:			

 Junior Leadership Award or Junior Aide Patch	Requirements Still Needed	Date Award Complete	Use for Bronze Award
	Junior Leadership Award		
	Or Junior Aide Patch		
	Or Earn 2 of the following badges:		
	Girl Scouting in the USA		
	Girl Scouting Around the World		
	Girl Scouting in My Future		
Lead On			
What I learned:			

Bronze Award Project Plan:

Bronze* Project Started:	Bronze Project Complete:
Total Hours:	Bronze Award Received:

*Required 15 hours (including planning) **PER GIRL**. Doing the project should take at least 7-8 hours. The project must provide community service, can be done in or out of Girl Scouting, it should not be something you have done before, and must follow all safety rules.

Signature of Leader/Advisor

Date

Your Own Action Plan

The following is from the *Junior Girl Scout Handbook*, page 39. Numbers 1-5 should be completed before working on the Bronze Award Project. Fill in the answers below to submit to GSTTC with your other materials.

1. Brainstorm Ideas	What ideas did you come up with?
2. Decide	What is your idea?
3. Get Information	<p>Why are you doing this project?</p> <p>What equipment will you need?</p> <p>Who will help?</p> <p>Who do you need to ask permission of?</p> <p>Who do you need to work with?</p> <p>When can you start?</p> <p>Where will you meet?</p> <p>How much will it cost, if anything?</p> <p>How will you pay for it?</p> <p>How will you know if you did a good job?</p>
4. Plan	<p>Who did you meet with and when?</p> <p>When are your start and finish dates?</p>
5. Put your ideas into action	Write down the names of every person or committee who is working on the project and what they are responsible for.
6. Evaluate what was done	<p>What did you like about the project?</p> <p>What would you do differently?</p> <p>Would you or would you not do the project again? Why?</p>
7. Share your success!	<p>★ Make a list of everyone you need to send a thank you note to and then do it.</p> <p>★ Make a plan for how to celebrate your success. What will you do?</p> <p>★ Tell your Girl Scout Council about your success. Are there other groups or people you should tell?</p> <p>★ Additional Comments</p>

Bronze Award Notes:

